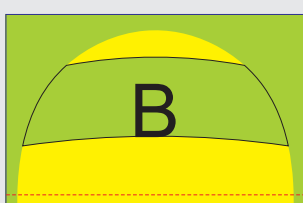
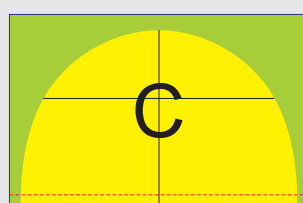


Canopy



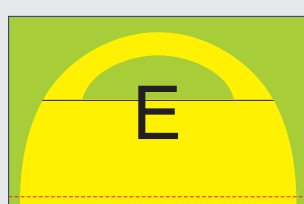
Curve Window Wall




Door Wall




Side Wall



Window Wall



Curve wall



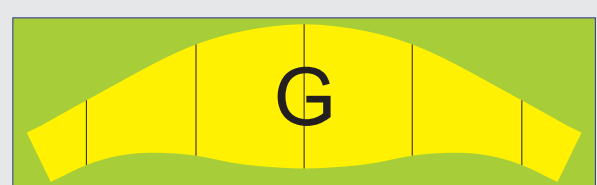
Awning



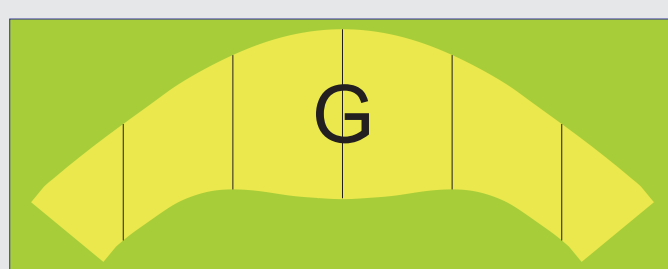
Banner



4M*4M Connector



4M*5M Connector




4M*6M Connector


- 1.Green area is bleeding area (in case of shrinkage), please also fill the entire green area
- 2.Yellow area is printing area (same as the finished product)
- 3.Proportion is 1:100, please do not change the proportion


LOGO Pantone NO. :
 Printing Pantone NO. :

 Bleeding
 fully fill the bleeding

 Horizontal
 where close to the floor

 Bleeding Area
 please also fill the entire green area

 Sewing Line

 Printing Area
 position for printing