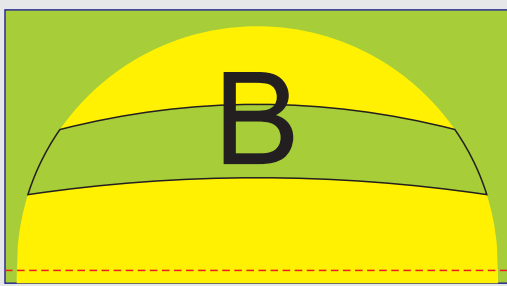
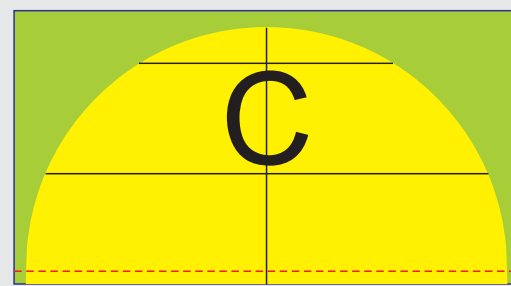


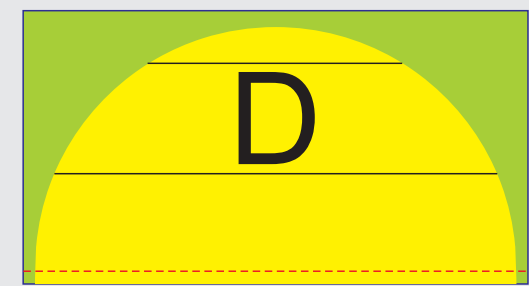
Canopy



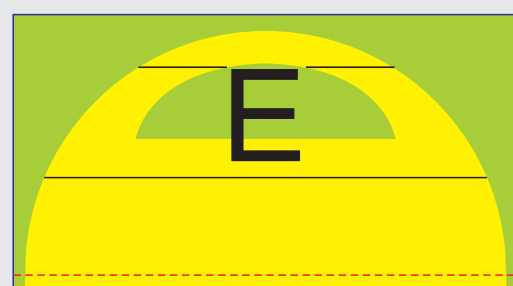
Curve Window Wall




Door Wall



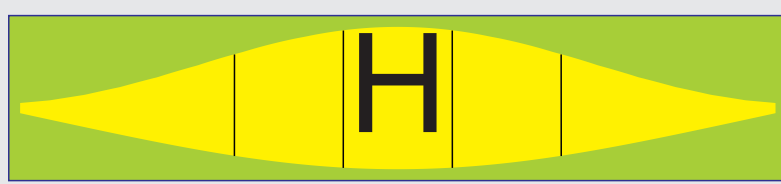
Side Wall



Window Wall



Curve wall



Awning



Banner



7M*7M Connector

- 1.Green area is bleeding area (in case of shrinkage), please also fill the entire green area
- 2.Yellow area is printing area (same as the finished product)
- 3.Proportion is 1:100, please do not change the proportion

LOGO Pantone NO. :
 Printing Pantone NO. :

Bleeding
 fully fill the bleeding

Horizontal
 where close to the floor

Bleeding Area
 please also fill the entire green area

Sewing Line

Printing Area
 position for printing